

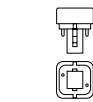

Double Turn D Type (PLC)



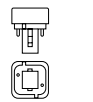
Compact D fluorescent lamps are commonly used in commercial and domestic luminaires such as downlights, bulkheads, pendants and other suitable energy saving applications.

- 10,000 hour life
- 3000K warm white, 3500K white or 4000K cool white colour options
- 85/1B colour rendering index/group
- SPECTRA-PLUS Triphosphor coated for excellent colour rendering, high output and longer life
- Not suitable for dimming
- Complete with integral starter
- Internally fused for safety

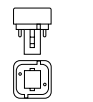
Product Code	Watts (W)	Volts (V)	Cap	Colour Appearance	Colour Temp (K)	Total Lumens (lm)	Dimensions (mm)		Energy Rating	Order Qty
							Dia	H		
Single Carton										
CLD10SWW	10	240	G24d-1 2 Pin	Warm White	3000	600	41	117	B	10
CLD10SW	10	240	G24d-1 2 Pin	White	3500	600	41	117	B	10
CLD10SCW	10	240	G24d-1 2 Pin	Cool White	4000	600	41	117	B	10
CLD13SWW	13	240	G24d-1 2 Pin	Warm White	3000	900	41	139	A	10
CLD13SW	13	240	G24d-1 2 Pin	White	3500	900	41	139	A	10
CLD13SCW	13	240	G24d-1 2 Pin	Cool White	4000	900	41	139	A	10
CLD18SWW	18	240	G24d-2 2 Pin	Warm White	3000	1210	41	151	B	10
CLD18SW	18	240	G24d-2 2 Pin	White	3500	1210	41	151	B	10
CLD18SCW	18	240	G24d-2 2 Pin	Cool White	4000	1210	41	151	B	10
CLD26SWW	26	240	G24d-3 2 Pin	Warm White	3000	1800	41	172	A	10
CLD26SW	26	240	G24d-3 2 Pin	White	3500	1800	41	172	A	10
CLD26SCW	26	240	G24d-3 2 Pin	Cool White	4000	1800	41	172	A	10



G24d-1 2 Pin Cap



G24d-2 2 Pin Cap



G24d-3 2 Pin Cap



Experts in lighting since 1878